



USER MANUAL FOR CITIZEN

MADHYA PRADESH FILM FACILITATION CELL PORTAL

URL- <https://filmcell.mponline.gov.in/>





**This is the official portal of the Madhya Pradesh Film Facilitation Cell (MPFFC).
To access the portal, please visit: <https://filmcell.mponline.gov.in/>.**





Applicant Dashboard:

Dheeraj Yadav
Applicant

Dashboard

Dashboard

Create Project Profile

Project Profile List

Common Application Form

Request To Add New Location

Requested Location Status

Bank Details

Apply For Noc

NOC Request

Application Statistics

5
Draft Applications

0
Submitted & Pending For Approval

0
Rejected

1
Pending For DEPT Fee Payment

1
DEPT Fee Payment Done

3
Permission Letter Issued

Apply

Apply for Film Shooting Permissions

Apply for Permission

Create New Film Profile

Unpaid & Paid Receipt

You can find your draft or paid applications

Application List

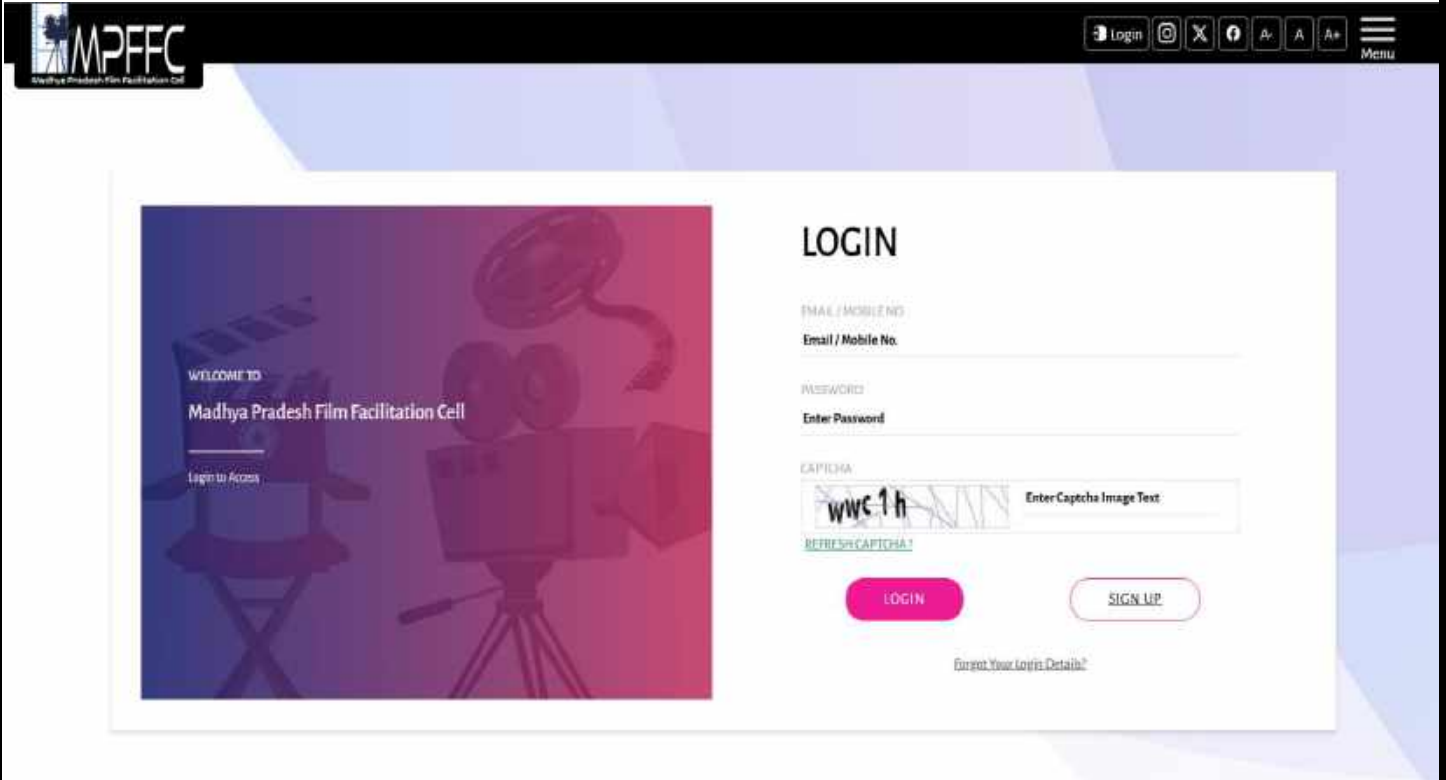
Useful Links

Related useful links for permissions

User Manual

Request New Location

STEP 1 – The user will create a profile by filling required details and log in to the portal via email or mobile number as shown in the below image-



The screenshot displays the login interface of the Madhya Pradesh Film Facilitation Cell (MPFFC) portal. The header features the MPFFC logo on the left and a navigation bar with a 'Login' button, social media icons, and a 'Menu' icon on the right. The main content area is divided into two sections. On the left, a welcome message reads 'WELCOME TO Madhya Pradesh Film Facilitation Cell' with a 'Login to Access' link. On the right, the 'LOGIN' section contains input fields for 'Email / Mobile No.' and 'Enter Password', a CAPTCHA verification area with a 'REFRESH CAPTCHA?' link, and two buttons: 'LOGIN' and 'SIGN UP'. A 'Forgot Your Login Details?' link is positioned below the buttons.



STEP 2 – The user has to fill the required details to create the Project profile.

FFC MPT

Dheeraj Yadav

AGENT

Dashboard

Create Project Profile

Project Profile List

Common Application Form

Request To Add New Location

Requested Location Status

Bank Details

Apply For Noc

NOC Request

Project Profile Form

Create Project Profile

(for seeking permission to shoot in Madhya Pradesh)

Name of Production House *

Test

Production House Constitution *

☐ Proprietorship ☒ Partnership ☐ Company

Registration No. of Production House

Test

Upload Authorization Letter in favor of person filing the application

Drag or choose the Authorization Letter in favor of person filing the application

Allowed file size: 200KB, file format: PDF, JPG, JPEG, PNG

Project Details:

Type of Project *

☐ Documentary ☐ Feature Film ☐ Web Series / Serial ☒ TV Show / Serial

Title of the Project / Film *

Test

Upload Title Certificate

Drag or choose the certificate of title issued by IMPW/WFTW

Allowed file size: 200KB, file format: PDF, JPG, JPEG, PNG

Upload Title Certificate

Drag or choose the certificate of title issued by IMPW/WFTW

Allowed file size: 200KB, file format: PDF, JPG, JPEG, PNG

Upload brief Synopsis*
(min 200 words)

Drag or choose the synopsis document file

Allowed file size: 200KB, file format: PDF, JPG, JPEG, PNG

Language of the Film / Project *

☐ Hindi ☐ English ☒ Other

Specify Project Language *

Test

Main Artist(s) Details *

S.No

Artist Name

1

RAJ

+ Add Artist to List

Total Budget of the Film/Project (in INR) *

10000

Expected Expenditure of the Film/Project (in INR) *

8999

Expected No. of Employment of the Film/Project *

4

Is Shooting Under Forest Area? *

☐ Yes ☒ No

Page | 5



Is there any fire/blast scene in the script? ☐ Yes ☒ No

Is there any temporary structure to be created? ☐ Yes ☒ No

Is there any other details such as Road Block required, Set Creation, Special assistance etc? ☐ Yes ☒ No

Is there any in-Film Branding or using any Asset/Name/Product of Tourism/State? ☐ Yes ☒ No

Line Producer Details (if any)

Line Producer Name	Contact Number	e-Mail Address	Address	
<input type="text"/>	<input type="text"/>	<input type="text"/>	<input type="text"/>	
+ Add to List				
S No	Line Producer Name	Contact Number	e-Mail Address	Address
1	TEST	8755688888	test@test.com	WSSADERHBKIOCKKHJYYURD
2	PAMMI	7688953245	test@test.com	ASDSADFGFQHJUKOFERDGFHH

Name of person in charge who may be contacted by the Official of MP TB *

Pammi

Contact number of person in charge *

+91 7688953245

S No	Line Producer Name	Contact Number	e-Mail Address	Address
1	TEST	8755688888	test@test.com	WSSADERHBKIOCKKHJYYURD
2	PAMMI	7688953245	test@test.com	ASDSADFGFQHJUKOFERDGFHH

Name of person in charge who may be contacted by the Official of MP TB *

Pammi

Contact number of person in charge *

+91 7688953245

Is this International Film, Web Series and TV Serials shooting? ☐ Yes ☒ No

Provide other particular (if any)

Test

Upload Undertaking signed copy (Annexure-1) *

[Click here to download annexure-1-Format](#)

Drag or choose the Annexure 1: Undertaking signed copy

Allowed file size: 200KB, file format: PDF, JPG, JPEG, PNG

Save Project Details

Success:

Project profile has been created successfully. Now you can process further for location booking and permissions.

OK

Name of person in charge who has been contacted by the Official of MPOTB

Contact number of person in charge

Is this International Film, Web Series and TV Serial shooting?

Provide other particular if any

Upload Undertaking signed copy (Where applicable)

Sample Image

Save Project Details

Copyright © 2020-2025 Powered by MPOnline Limited. All rights reserved.

STEP 3 – Upon entering the required details, the project profile information will appear on the page as shown below.

FFC MPT

Dheeraj Yadav
Applicant

Dashboard

Create Project Profile

Project Profile List

Common Application Form

Request To Add New Location

Requested Location Status

Bank Details

Apply For Noc

NOC Request

Project Profile List

S.No.	Project Title	Project Type	Production House Name	Project Language	Created Date	Action
1	Test	TV Show / Serial	Test	jasky/huti	01-07-2025	View
2	Test Movie	Documentary	Test Demo Production	English	15-10-2024	View
3	sample movie	Feature Film	demo production	English	10-10-2024	View
4	Honor	Documentary	Shrikant Production House	English	10-10-2024	View
5	Ek On Teen Char	Feature Film	Mponline test house	Hindi	23-08-2024	View
6	Testing Film	Feature Film	Mponline testing production	English	16-12-2023	View
7	Kuch nahi se kuch achha	Web Series / Serial	Rajshree	Hindi	26-05-2023	View
8	test title	Documentary	test production house	English	23-05-2023	View

Previous Next

Copyright © 2020-2025 Powered by MPOnline Limited. All rights reserved.

Version: 1.3.13



STEP 4 - To apply for new shooting permission, select the 'Apply for Permission' option, as highlighted in the image below.

Dheeraj Yadav
Applicant

Dashboard

Create Project Profile

Project Profile List

Common Application Form

Request To Add New Location

Requested Location Status

Bank Details

Apply For Noc

NOC Request

Common Application Form Details

Search:

S.No	Action	Application Number	Film Title	Applicant Name	District	Application Status	Submitted Date	Applied On
1	View	CAF2300103	Kuch aise se kuch achha	Dheeraj Yadav	Bhopal	Open	---	---
2	View	CAF2300104	Testing Film	Dheeraj Yadav	Bhopal	Issued	18/12/2023	561 Days ago
3	View	CAF2400105	Testing Film	Dheeraj Yadav	Bhopal	Forwarded	21/08/2024	314 Days ago
4	View	CAF2400106	Ek Da Teen Chai	Dheeraj Yadav	Bhopal	Paid	23/09/2024	313 Days ago
5	View	CAF2400107	Horror	Dheeraj Yadav	Bhopal	Approved	19/10/2024	284 Days ago
6	View	CAF2400108	single movie	Dheeraj Yadav	Bhopal	Send-back	10/10/2024	284 Days ago
7	View	CAF2400109	Test Movie	Dheeraj Yadav	Bhopal	Open	---	---
8	View	CAF2400135	Horror	Dheeraj Yadav	Bhopal	Send-back	29/11/2024	217 Days ago
9	View	CAF2400136	Horror	Dheeraj Yadav	Bhopal	Issued	28/11/2024	217 Days ago
10	View	CAF2400137	Horror	Dheeraj Yadav	Bhopal	Forwarded	10/12/2024	202 Days ago

Showing 1 to 10 of 16 entries

Previous 1 2 Next

STEP 5 - The New Common Application Form will be displayed, as illustrated in the image below. To proceed, please click the 'Next' button.

Dheeraj Yadav
Applicant

Dashboard

Create Project Profile

Project Profile List

Common Application Form

Request To Add New Location

Requested Location Status

Bank Details

Apply For Noc

NOC Request

Common Application Form

1 Applicant Details

2 Project Details

3 Location Details

4 Submit

Common Application Form (CAF)

(for seeking permission to shoot in the Madhya Pradesh)

* indicates a required field

Applicant Details:

Name of the Applicant *

DHEERAJ YADAV

Designation of the Applicant *

TEST

Contact Number *

7389514461

E-mail ID *

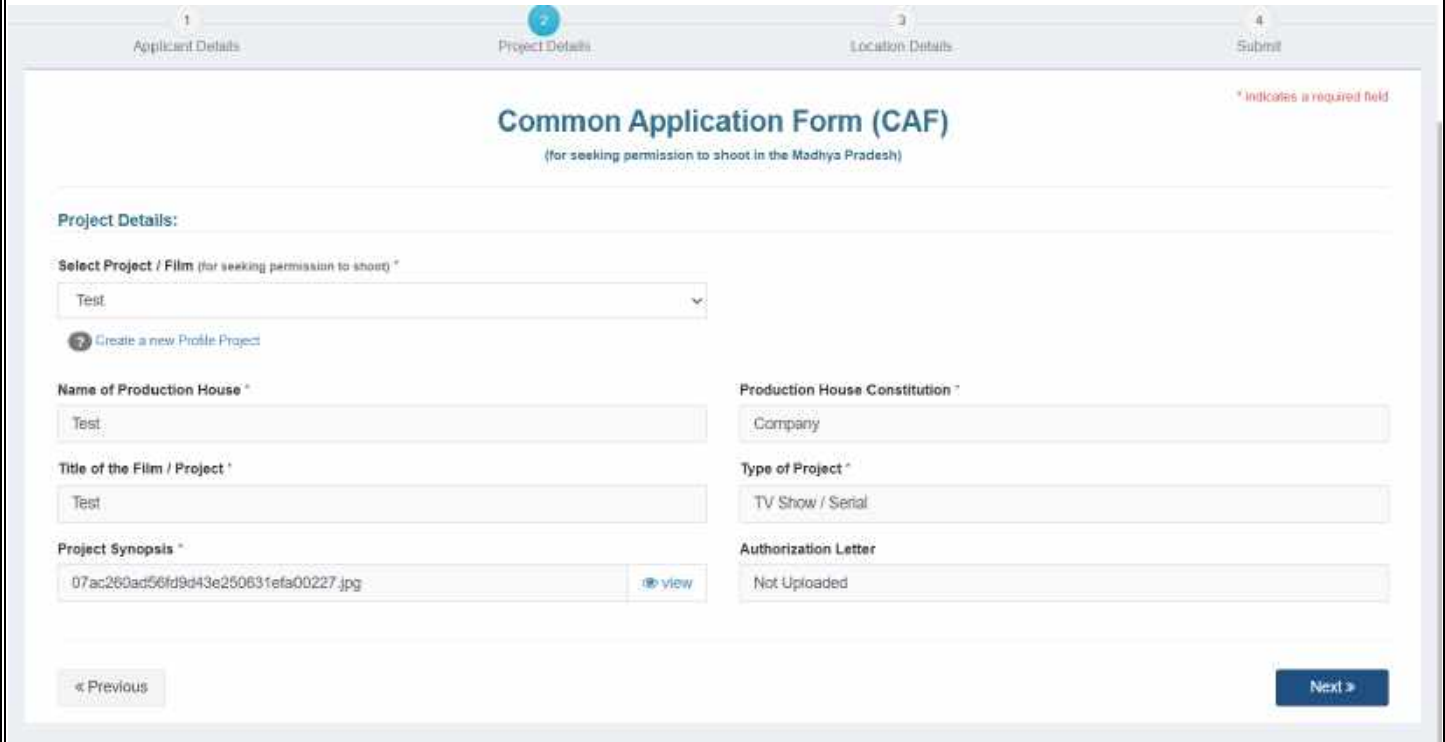
yadav.dheeraj1992@gmail.com

Address *

Bhopal

Next >

STEP 6 - The next step is to enter the project details or select from the existing pre-filled project information. Click the 'Next' button to continue.

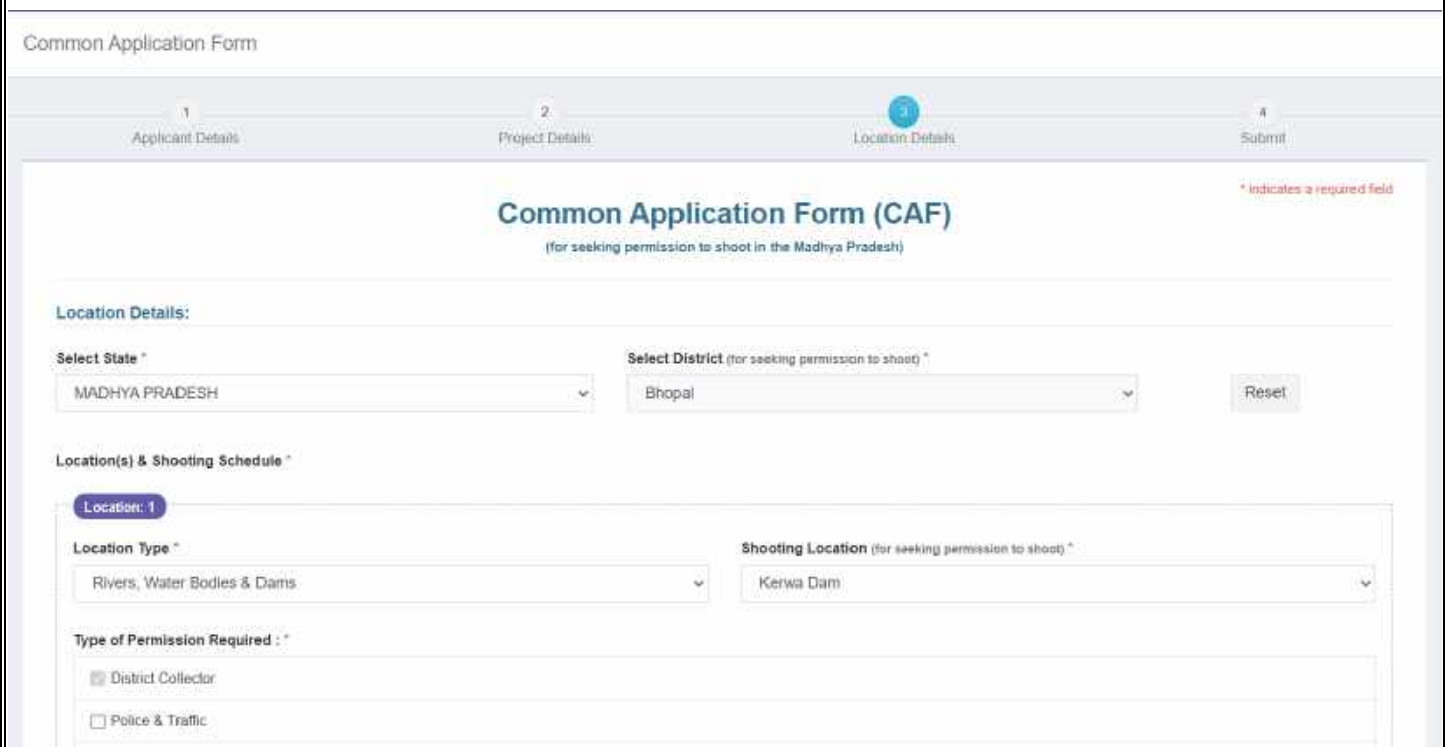


The screenshot shows the 'Common Application Form (CAF)' for seeking permission to shoot in Madhya Pradesh. The form is divided into four steps: 1. Applicant Details, 2. Project Details (current step), 3. Location Details, and 4. Submit. The 'Project Details' section includes the following fields:

- Select Project / Film** (for seeking permission to shoot) *: A dropdown menu with 'Test' selected.
- Create a new Profile Project**: A link with a question mark icon.
- Name of Production House** *: A text input field with 'Test' entered.
- Production House Constitution** *: A text input field with 'Company' entered.
- Title of the Film / Project** *: A text input field with 'Test' entered.
- Type of Project** *: A dropdown menu with 'TV Show / Serial' selected.
- Project Synopsis** *: A text input field with a placeholder image '07ac260ad56fd9d43e250631efa00227.jpg' and a 'view' link.
- Authorization Letter**: A text input field with 'Not Uploaded' entered.

At the bottom, there are two buttons: 'Previous' and 'Next'.

STEP 7- User has to fill the location details as shown in the below image.



The screenshot shows the 'Common Application Form (CAF)' for seeking permission to shoot in Madhya Pradesh. The form is divided into four steps: 1. Applicant Details, 2. Project Details, 3. Location Details (current step), and 4. Submit. The 'Location Details' section includes the following fields:

- Select State** *: A dropdown menu with 'MADHYA PRADESH' selected.
- Select District** (for seeking permission to shoot) *: A dropdown menu with 'Bhopal' selected.
- Reset**: A button.
- Location(s) & Shooting Schedule** *: A section with a 'Location: 1' tab.
- Location Type** *: A dropdown menu with 'Rivers, Water Bodies & Dams' selected.
- Shooting Location** (for seeking permission to shoot) *: A dropdown menu with 'Kerwa Dam' selected.
- Type of Permission Required** *: A section with two checkboxes: 'District Collector' (checked) and 'Police & Traffic' (unchecked).

<input type="checkbox"/> Municipal Corporation
<input type="checkbox"/> State Archaeology
<input type="checkbox"/> Drone Permission
<input type="checkbox"/> Forest Department
<input type="checkbox"/> Public Works Department
<input checked="" type="checkbox"/> Madhya Pradesh Tourism Development Corporation
<input type="checkbox"/> Madhya Pradesh Tourism Board
<input checked="" type="checkbox"/> Energy Department

Nature of Shoot *
☒ Crew ☐ Public ☐ Both

Shooting Date: *
11/07/2025
[+ Add more date](#)

Police convoy/security person required? *
☐ Yes ☒ No

Time Slot: *
☐ Day ☐ Night ☒ Both Day-Night (06:00 A.M to Next day- 06:00 A.M)

[+ Add more location](#)

[« Previous](#) [Next »](#)

Note: If user wants to add a new location, the user can click on “add more location” button. After successfully entering all the details, click next to proceed further.



STEP 8 - Click on 'Save & Pay Portal Fees' to save all the details and complete the payment for the new application, as shown in the image below.

1 Applicant Details 2 Project Details 3 Location Details 4 Submit

Common Application Form (CAF)
(for seeking permission to shoot in the Madhya Pradesh)

* indicates a required field

Portal Fee Detail	
Applicant Name:	DHEERAJ YADAV
Applicant Contact No.:	7388514481
Applicant e-mail:	yadav.dheeraj1992@gmail.com
Project Name:	Test
Portal Fees:	₹ 700 /-
GST on Portal Fees: (9% CGST + 9% SGST)	₹ 126 /-
Total Amount to be paid:	₹ 826 /-

Note: Department fees and security deposit is to be paid by applicant after approval of application by DM.

< Previous Save & Pay ₹ Portal Fee

-----End of Page-----